



Spielvorbereitung:

- Die Karten werden gemischt und mit der Bildseite nach oben ausgelegt.

Spielverlauf:

- Ein oder zwei Kinder suchen passende Quintette und legen sie zusammen hin.

QR-Code:

- Hier kann die Zahl angehört werden.

Pregătirea jocului:

- cărțile se amestecă și pun cu fața cu imaginile în sus.

Cum se joacă:

- unul sau doi copiii caută cvintete ce se potrivesc între ele și le pun unul lângă celălalt.

Codul QR:

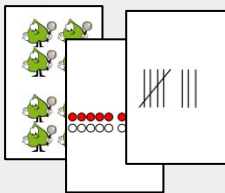
- aici se poate asculta numărul.



8

die Karte

cartea
[kartea]



die Karten

cărțile
[kartzile]

8


die 8 als Zahl

8 ca număr
[opt ka numar]



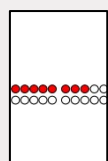
die 8 als Strichliste

8 ca listă de linii
[opt ka lissta de lini]



die 8 als PIKOs

8 ca PIKO-și
[opt ka PIKO-sch]



die 8 als Punkte im
20er-Feld

8 ca puncte în câmpul
de 20
[opt ka punkte in kümpul de
douasetsch]



QR-Code für die Zahl 8

Cod QR pentru numărul
8
[kod QR pentru
numarul opt]



1




1




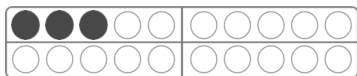

2





2




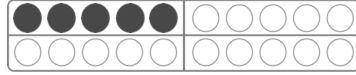

3






4



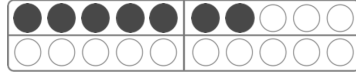

5






6



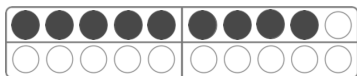

7



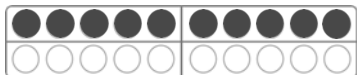

8




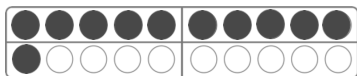

9



10



11



12

