



Spielvorbereitung:

- Die Karten werden gemischt und verteilt.

Spielziel:

Die Kinder sollen möglichst viele Quartette sammeln.

Spielverlauf:

- Ein Kind fragt ein anderes Kind nach einer Karte, die es für ein Quartett braucht.
- Wenn das andere Kind die Karte hat, muss es diese abgeben und das Kind darf noch einmal fragen.
- Wenn das Kind die Karte nicht hat, ist das nächste Kind an der Reihe.
- Quartette müssen immer abgelegt werden.

Spielende:

- Das Kind mit den meisten Quartetten hat gewonnen.

Pregătirea jocului:

- Cărțile se amestecă și împart.

Scopul jocului:

- Copiii trebuie să adune cât mai multe cvartete.

Cum se joacă:

- un copil întreabă un alt copil dacă are o carte, ce îi folosește pentru cvartet.
- Dacă celălalt copil are cartea, trebuie să o cedeze și copilul are dreptul de a mai întreba o dată.
- Dacă copilul nu are cartea, îi vine rândul următorului.
- Cvartetele trebuie mereu puse jos

Sfârșitul jocului:

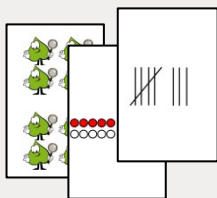
- copilul cu cele mai multe cvartete câștigă.



8

die Karte

cartea
[kartea]



die Karten

cărțile
[kartzile]



der Stapel

pachetul
[pachetul]

verteilen

A împărți
[a ümpartzi]

mischen

A amesteca
[a amessteka]




Hast du die 8 als Zahl?
Îl ai pe 8 ca număr?

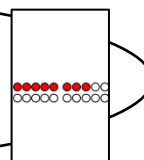
8



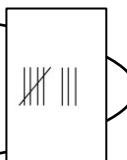
Hast du die 8 als PIKOs?
Îl ai pe 8 ca PIKO-și?


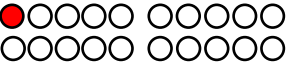


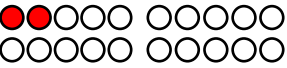


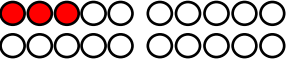

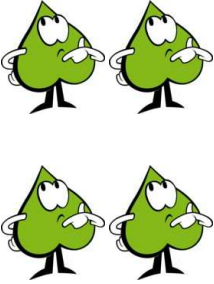
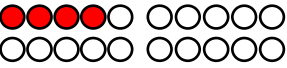



Hast du die 8 als Punkte im 20er-Feld?
Îl ai pe 8 ca puncte în câmpul de 20?

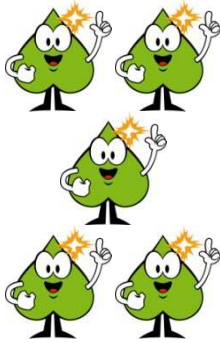

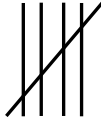


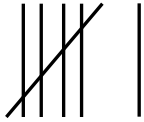


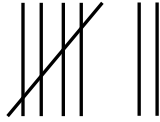


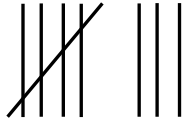


Hast du die 8 als Strichliste?
Îl ai pe 8 ca listă de linii?



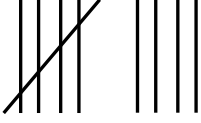

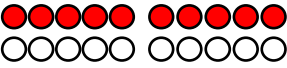
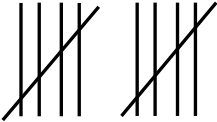


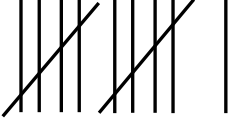


<h1>1</h1>			
<h1>2</h1>			
<h1>3</h1>			
<h1>4</h1>			



<h1>5</h1>			
<h1>6</h1>			
<h1>7</h1>			
<h1>8</h1>			



<h1>9</h1>			
<h1>10</h1>			
<h1>11</h1>			
<h1>12</h1>	