

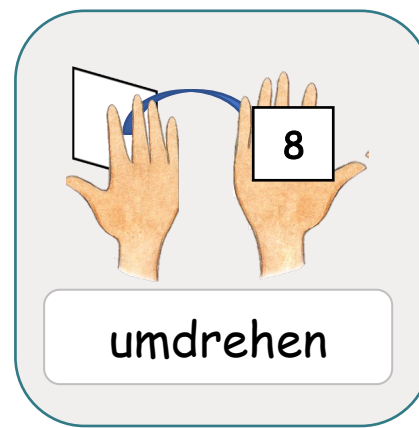

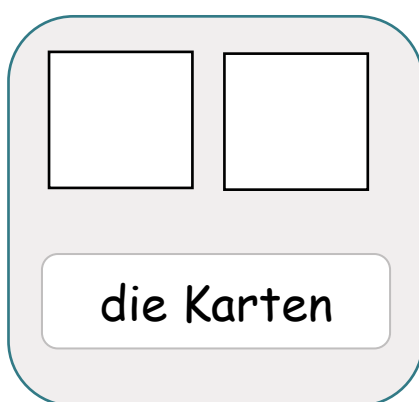
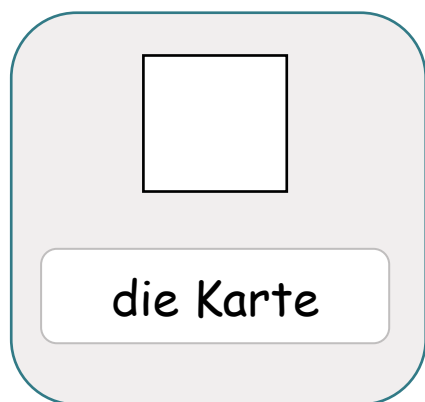
Paare finden

Spielvorbereitung: Karten mischen und verdeckt ausbreiten.




Spielziel: Paare finden.


Spielverlauf: Ein Kind dreht zwei Karten um und benennt die Zahlen

- Sind sich die Kinder unsicher, können sie sich die Zahl über den QR-Code vorlesen lassen.
- Bilden die Karten ein Paar, dann können sie behalten werden.
- Das Kind darf noch einmal zwei Karten umdrehen.
- Bilden die Karten kein Paar, dann ist das andere Kind an der Reihe.




Paare finden „Zahlwort & Würfelmaterial, ZR 20“






4

vier



5


fünf




6

sechs






7
sieben




8
acht




9
neun






10

zehn



11


elf




12

zwölf






13
dreizehn




14
vierzehn




15
fünfzehn






16
sechzehn




17
siebzehn




18
achtzehn





19
neunzehn



20
zwanzig

