



## Spielvorbereitung:

- Die Karten werden gemischt und verteilt.

## Spielziel:

Die Kinder sollen möglichst viele Quartette sammeln.

## Spielverlauf:

- Ein Kind fragt ein anderes Kind nach einer Karte, die es für ein Quartett braucht.
- Wenn das andere Kind die Karte hat, **MUSS** es diese abgeben und das Kind darf noch einmal fragen.
- Wenn das Kind die Karte nicht hat, ist das nächste Kind an der Reihe.
- Quartette müssen immer abgelegt werden.

## Spielende:

- Das Kind mit den meisten Quartetten hat gewonnen.

## Подготовка на играта:

- Картите се разбъркват и раздават.

## Цел на играта:

- Децата трябва да съберат възможно най много квартети.

## Игра:

- Едно от децата пита друго дете за карта, която му трябва за квартет.
- Ако другото дете има тази карта, то я дава и същото дете може да пита още веднъж.
- Ако другото дете няма тази карта, е следващото дете наред. Квартетите винаги се отделят.

## Край на играта:

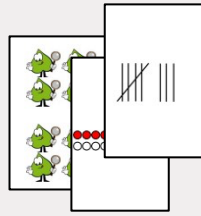
- Детето с най-много квартети печели.



8

die Karte

карта  
[karta]



die Karten

карти  
[karti]



der Stapel

тесте  
[teste]

verteilen

раздавам  
[razdavam]

mischen

размесвам  
[razmesvam]




Hast du die 8 als Zahl?  
Имаш ли 8 като число?

8



Hast du die 8 als PIKOs?  
Имаш ли 8 като ПИКО?


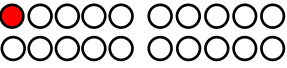


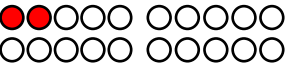


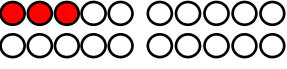

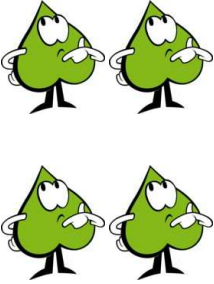
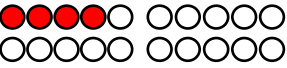



Hast du die 8 als Punkte im 20er-Feld?  
Имаш ли 8 като точки в поле от 20?

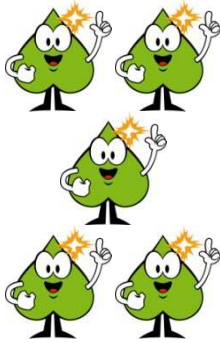

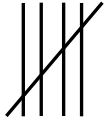


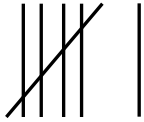


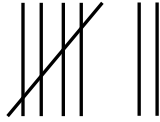


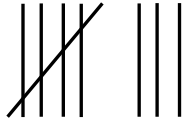


Hast du die 8 als Strichliste?  
Имаш ли 8 като чертички?



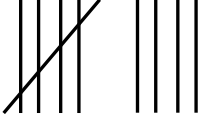


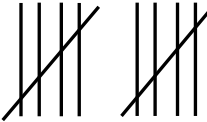


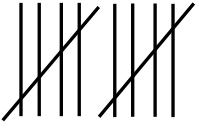


<h1>1</h1>			
<h1>2</h1>			
<h1>3</h1>			
<h1>4</h1>			



<h1>5</h1>			
<h1>6</h1>			
<h1>7</h1>			
<h1>8</h1>			



<h1>9</h1>			
<h1>10</h1>			
<h1>11</h1>			
<h1>12</h1>	