



Materialien: Zwanzigerfeld, Plättchen, (Trennwand)

Übungsziel: Plusaufgaben im Zwanzigerfeld legen

Übungsverlauf: Kind A legt Plättchen in das Zwanzigerfeld und begleitet die Handlung sprachlich.

- Kind B nennt die passende Plusaufgabe.
- (Bei Nutzung einer Trennwand: Sichtschutz wegnehmen und prüfen, ob gelegte Plättchen und Aufgabe übereinstimmen.)
- In der nächsten Runde wird getauscht: Kind B legt die Plättchen und Kind A nennt die passende Aufgabe.

QR-Codes: Audios der Formulierungshilfen.





















Материали: поле от 20, плочки (преграда)

Цел на упражнението: измисляне на задачи в полето от 20

Упражнение: Дете А нарежда плочки на полето и обяснява какво прави.

- Дете 2 назовава задачата за събиране.
- (При използването на преграда: преградата се премахва и се проверява, дали сложените плочки и задачата пасват.)
- В следващия кръг се сменят: Дете Б подрежда плочките и дете А назовава подходящата задача.

Zwanzigerfeld

Formulierungshilfen

Kind A

Ich lege erst ___ Plättchen.

Dann lege ich ___ Plättchen dazu.

Insgesamt sind es ___ Plättchen.

QR

Kind B

Die Aufgabe heißt _____.

QR

