

## Spielvorbereitung:

- Die Karten werden gemischt und mit der Bildseite nach oben ausgelegt.

## Spielverlauf:

- Ein oder zwei Kinder suchen passende Quintette und legen sie zusammen hin.

## QR-Code:

- Hier kann die Zahl angehört werden.

التحضير للعبة: يتم خلط البطاقات ووضعها مكشوفًا

طريقة اللعب: يجد طفل أو طفلان الخماسية (البطاقات الخمسة) المتطابقة ويضعهما معًا

رمز الكود: يمكن سماع الرقم هنا

# Zahlenquintett


# القيم الخماسية

8

die Karte

بطاقة

[bitaqa]



die Karten

بطاقات

[bitaqat]

8

die 8 als Zahl

رقم 8

[raqm 8]



die 8 als Strichliste

رقم 8 كخطوط

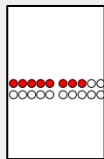
[raqm 8 kakhutut]



die 8 als PIKOs

رقم 8 كصور اشكال

[raqm 8 kasuar ashkal]



die 8 als Punkte im  
20er-Feld

رقم 8 كنقاط في حقل النقاط  
ال 20

[raqm 8 kaniqat fi haql alniqat al  
20]



QR-Code für die Zahl 8

رمز كود للرقم 8


[ramz kud lilraqm 8]




1




1




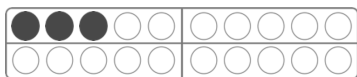

2





2




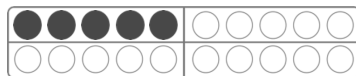

3






4



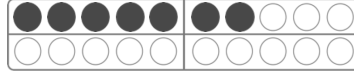

5






6



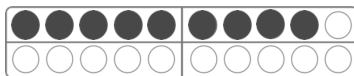

7




8




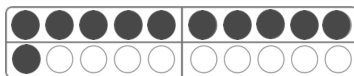

9



10



# 11



# 12

