



Tipp 1: Die Sitzbank

Du brauchst zwei Steine des SOMA-Würfels.



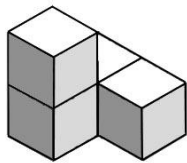
Tipp 1: Die Sitzbank

Du brauchst zwei Steine des SOMA-Würfels.

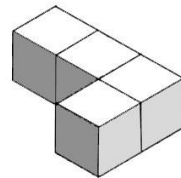


Tipp 2: Die Sitzbank

Verwende folgende Steine:



Linke Hand

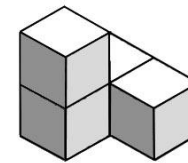


L-Stein

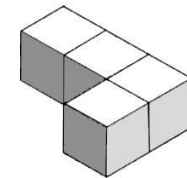


Tipp 2: Die Sitzbank

Verwende folgende Steine:




Linke Hand




L-Stein




Tipp 1
Die Sitzbank



Tipp 1
Die Sitzbank



Tipp 2
Die Sitzbank



Tipp 2
Die Sitzbank



Tipp 1: Der Quader

Du brauchst drei Steine des SOMA-Würfels.



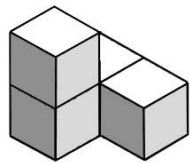
Tipp 1: Der Quader

Du brauchst drei Steine des SOMA-Würfels.

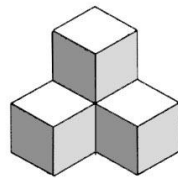


Tipp 2: Der Quader

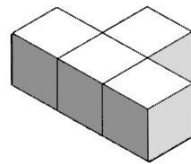
Verwende folgende Steine:



Linke Hand



Eck-Stein

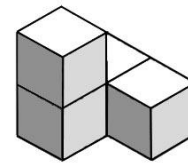


T-Stein

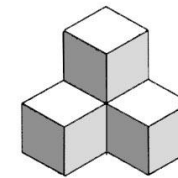


Tipp 2: Der Quader

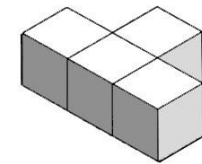
Verwende folgende Steine:



Linke Hand




Eck-Stein



T-Stein




Tipp 1
Der Quader



Tipp 1
Der Quader



Tipp 2
Der Quader



Tipp 2
Der Quader



Tipp 1: Das Sofa

Du brauchst drei Steine des SOMA-Würfels.



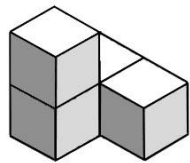
Tipp 1: Das Sofa

Du brauchst drei Steine des SOMA-Würfels.

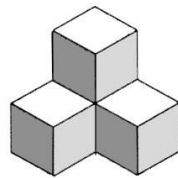


Tipp 2: Das Sofa

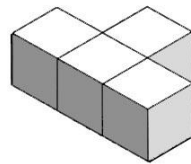
Verwende folgende Steine:



Linke Hand



Eck-Stein

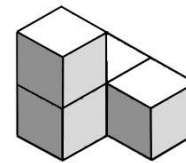


T-Stein

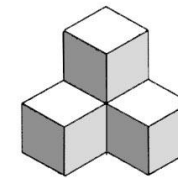


Tipp 2: Das Sofa

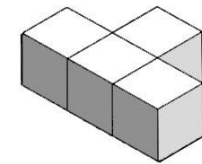
Verwende folgende Steine:




Linke Hand




Eck-Stein




T-Stein




Tipp 1
Das Sofa



Tipp 1
Das Sofa



Tipp 2
Das Sofa



Tipp 2
Das Sofa



Tipp 1: Das Guckloch

Du brauchst drei Steine des SOMA-Würfels.



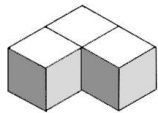
Tipp 1: Das Guckloch

Du brauchst drei Steine des SOMA-Würfels.

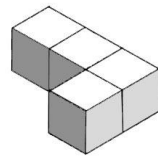


Tipp 2: Das Guckloch

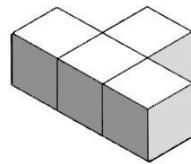
Verwende folgende Steine:



Drilling



L-Stein

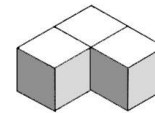


T-Stein

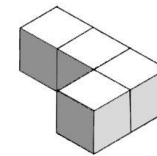


Tipp 2: Das Guckloch

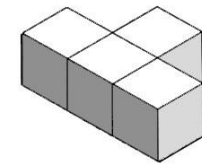
Verwende folgende Steine:



Drilling




L-Stein




T-Stein




Tipp 1
Das Guckloch



Tipp 1
Das Guckloch



Tipp 2
Das Guckloch



Tipp 2
Das Guckloch



Tipp 1: Die Treppe

Du brauchst vier Steine des SOMA-Würfels.



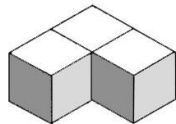
Tipp 1: Die Treppe

Du brauchst vier Steine des SOMA-Würfels.

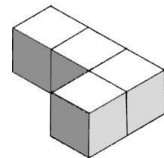


Tipp 2: Die Treppe

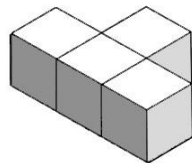
Verwende folgende Steine:



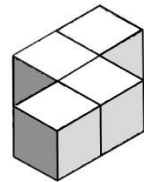
Drilling



L-Stein



T-Stein

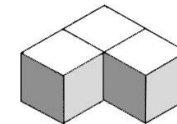


Z-Stein

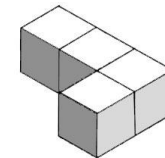


Tipp 2: Die Treppe

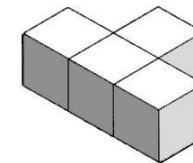
Verwende folgende Steine:



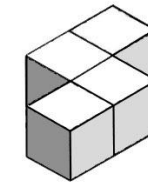
Drilling



L-Stein




T-Stein




Z-Stein




Tipp 1
Die Treppe



Tipp 1
Die Treppe



Tipp 2
Die Treppe



Tipp 2
Die Treppe



Tipp 1: Der Turm

Du brauchst vier Steine des SOMA-Würfels.



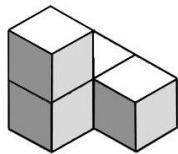
Tipp 1: Der Turm

Du brauchst vier Steine des SOMA-Würfels.

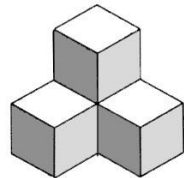


Tipp 2: Der Turm

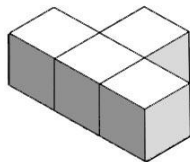
Verwende folgende Steine:



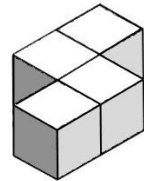
Linke Hand



Eck-Stein



T-Stein

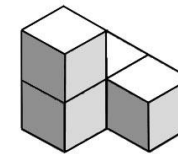


Z-Stein

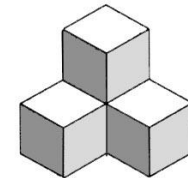


Tipp 2: Der Turm

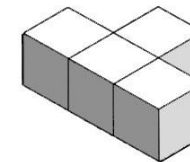
Verwende folgende Steine:



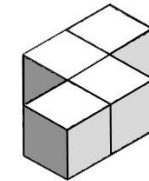
Linke Hand



Eck-Stein




T-Stein




Z-Stein




Tipp 1
Der Turm



Tipp 1
Der Turm



Tipp 2
Der Turm



Tipp 2
Der Turm



Tipp 1: Die Zimmerecke

Du brauchst vier Steine des SOMA-Würfels.



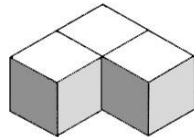
Tipp 1: Die Zimmerecke

Du brauchst vier Steine des SOMA-Würfels.

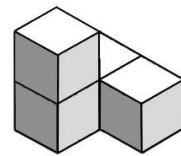


Tipp 2: Die Zimmerecke

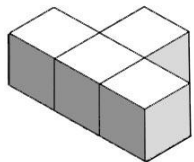
Verwende folgende Steine:



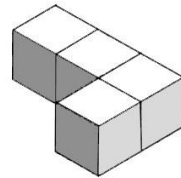
Drilling



Linke Hand



T-Stein

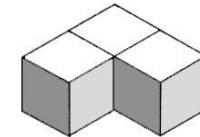


L-Stein

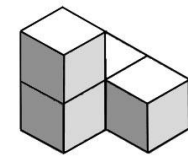


Tipp 2: Die Zimmerecke

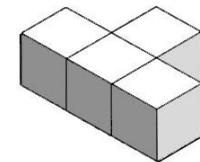
Verwende folgende Steine:



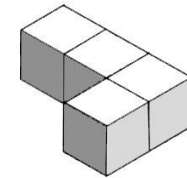
Drilling




Linke Hand




T-Stein




L-Stein




Tipp 1
Die Zimmerecke



Tipp 1
Die Zimmerecke



Tipp 2
Die Zimmerecke



Tipp 2
Die Zimmerecke



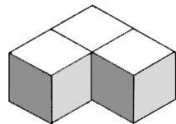
Tipp 1: Der Giebel

Du brauchst vier Steine des SOMA-Würfels.

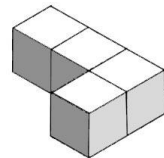


Tipp 2: Der Giebel

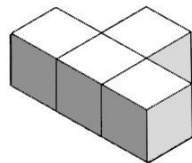
Verwende folgende Steine:



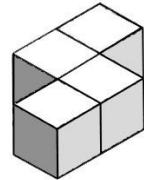
Drilling



L-Stein



T-Stein



Z-Stein



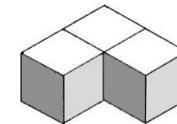
Tipp 1: Der Giebel

Du brauchst vier Steine des SOMA-Würfels.

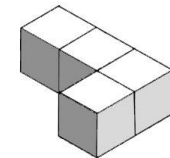


Tipp 2: Der Giebel

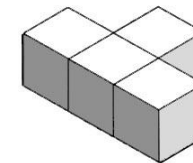
Verwende folgende Steine:



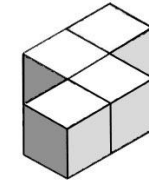
Drilling



L-Stein




T-Stein




Z-Stein




Tipp 1
Der Giebel



Tipp 1
Der Giebel



Tipp 2
Der Giebel



Tipp 2
Der Giebel




Tipp 1: Die Mauer

Du brauchst vier Steine des SOMA-Würfels.



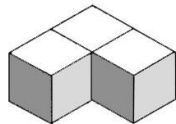
Tipp 1: Die Mauer

Du brauchst vier Steine des SOMA-Würfels.

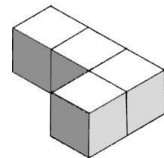


Tipp 2: Die Mauer

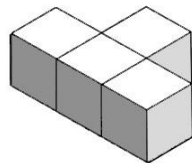
Verwende folgende Steine:



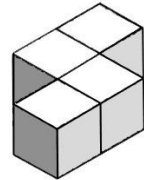
Drilling



L-Stein



T-Stein

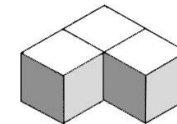


Z-Stein

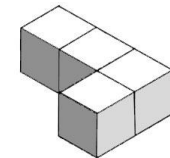


Tipp 2: Die Mauer

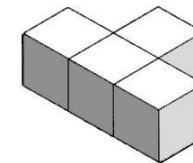
Verwende folgende Steine:



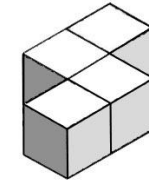
Drilling



L-Stein




T-Stein




Z-Stein




Tipp 1
Die Mauer



Tipp 1
Die Mauer



Tipp 2
Die Mauer



Tipp 2
Die Mauer



Tipp 1: Der hohe Turm

Du brauchst fünf Steine des SOMA-Würfels.



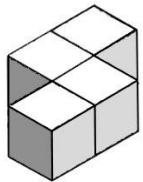
Tipp 1: Der hohe Turm

Du brauchst fünf Steine des SOMA-Würfels.

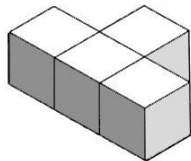


Tipp 2: Der hohe Turm

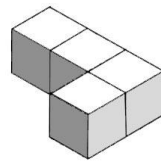
Verwende folgende Steine:



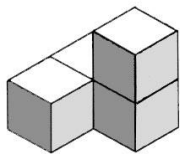
Z-Stein



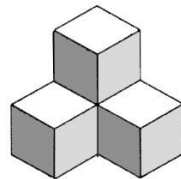
T-Stein



L-Stein



Rechte Hand

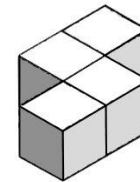


Eck-Stein

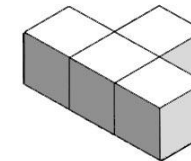


Tipp 2: Der hohe Turm

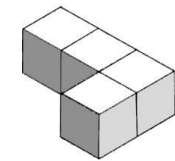
Verwende folgende Steine:



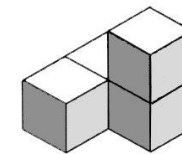
Z-Stein



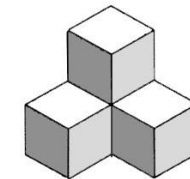
T-Stein



L-Stein




Rechte Hand



Eck-Stein




Tipp 1
Der hohe Turm



Tipp 1
Der hohe Turm



Tipp 2
Der hohe Turm



Tipp 2
Der hohe Turm