
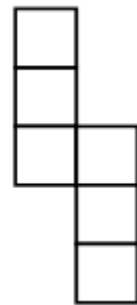
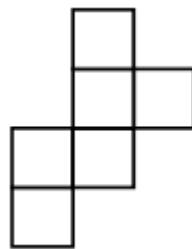
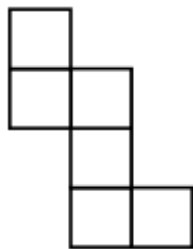
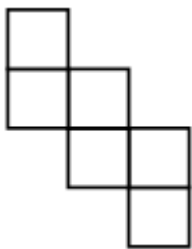
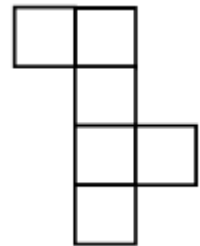
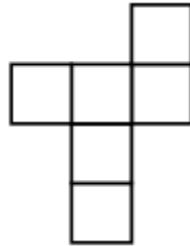
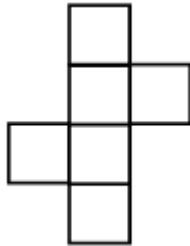
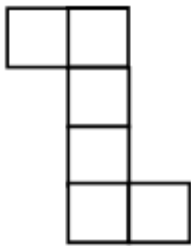
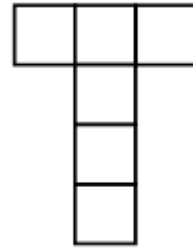
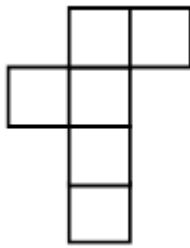
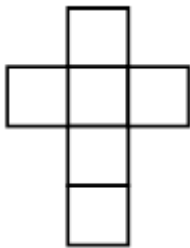


Name: _____




Was fällt dir auf, wenn du dir die 11 verschiedenen
Würfelnetze anschaust?
Entdeckst du Ähnlichkeiten?
Gibt es „verwandte“ Würfelnetzformen?

Mein Tipp: Du kannst Forschermittel
benutzen, um Entdeckungen zu machen und
Ähnlichkeiten zu zeigen.



Erstelle ein Würfelnetzplakat auf dem deine Entdeckungen
anschaulich dargestellt sind.



Finde für die einzelnen Würfelnetzformen passende Namen.