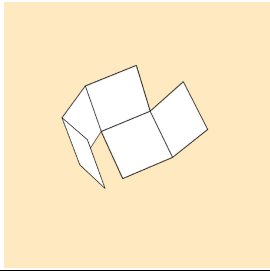
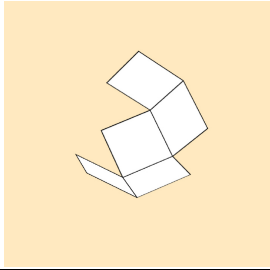
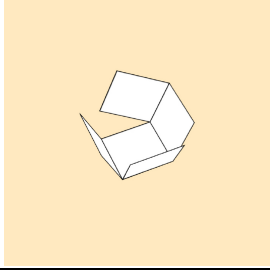



Von einem Schachtelnetz zu anderen Schachtelnetzen

Wenn du am "Start-Netz" eine Quadratrfläche umlegst, welche Schachtelnetze kannst du erzeugen? Kreuze an.

"Start-Netz" 	<input type="checkbox"/>	<input type="checkbox"/>	<input type="checkbox"/>	<input type="checkbox"/>	<input type="checkbox"/>
"Start-Netz" 	<input type="checkbox"/>	<input type="checkbox"/>	<input type="checkbox"/>	<input type="checkbox"/>	<input type="checkbox"/>
"Start-Netz" 	<input type="checkbox"/>	<input type="checkbox"/>	<input type="checkbox"/>	<input type="checkbox"/>	<input type="checkbox"/>
"Start-Netz" 	<input type="checkbox"/>	<input type="checkbox"/>	<input type="checkbox"/>	<input type="checkbox"/>	<input type="checkbox"/>