



Name:

SchuMaS Mathematik 2024



Name:

SchuMaS Mathematik 2024



♥

2	6
4	3

★

3	8
7	4

🍏

12	2
20	15



♥

2	6
4	3







★


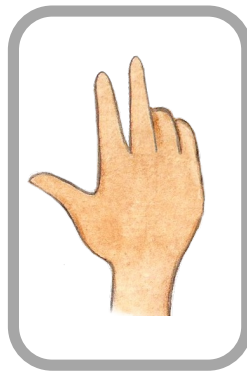


3	8
7	4

🍏


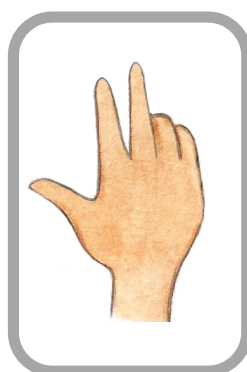


12	2
20	15







- 1
- 2
- 3
- 4
- 5
- 6
- 7
- 8
- 9
- 10



- 1
- 2
- 3
- 4
- 5
- 6
- 7
- 8
- 9
- 10





Counting exercise 1:


- Top left: 4 vertical lines with a diagonal slash through them.
- Top center: A ten-frame with 7 black dots (5 in the top row, 2 in the bottom row).
- Top right: An illustration of a hand with 5 fingers.
- Middle left: A square containing 4 black dots (2 in the top row, 2 in the bottom row).
- Middle center: A row of 7 black candies.
- Middle right: The number 2.
- Bottom right: A square containing 5 black dots (4 in the corners, 1 in the center).




Counting exercise 2:

- Top left: 4 vertical lines with a diagonal slash through them.
- Top center: A ten-frame with 7 black dots (5 in the top row, 2 in the bottom row).
- Top right: An illustration of a hand with 5 fingers.
- Middle left: A square containing 4 black dots (2 in the top row, 2 in the bottom row).
- Middle center: A row of 7 black candies.
- Middle right: The number 2.
- Bottom right: A square containing 5 black dots (4 in the corners, 1 in the center).







6



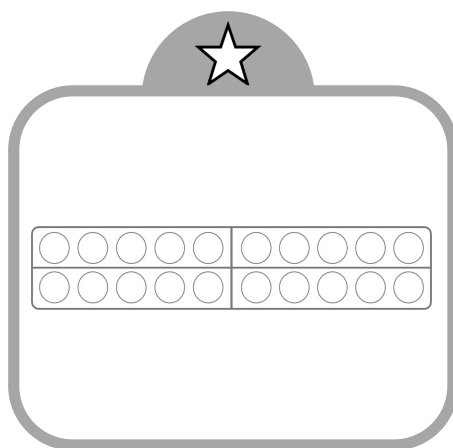
6




6



6





6



6







1

3

6

7

9

○ ○ ○ ○ 5 ○ ○ ○ ○ 10



1

3

6

7

9

○ ○ ○ ○ 5 ○ ○ ○ ○ 10





1

3

6

12

19



1


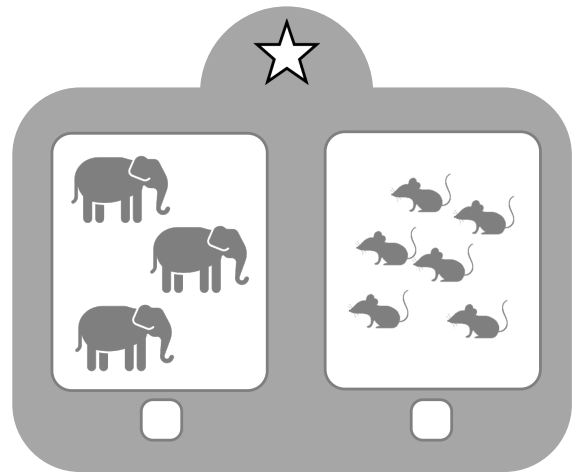
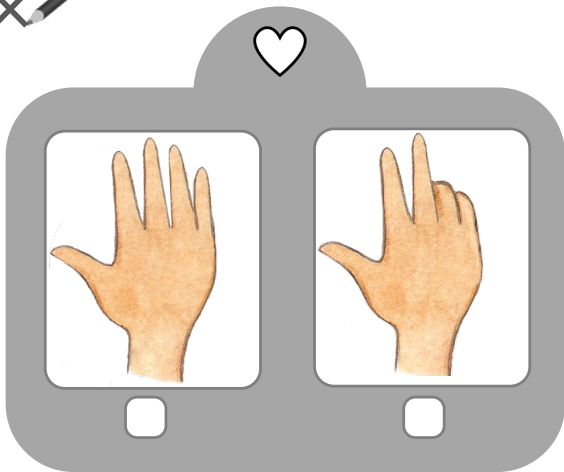

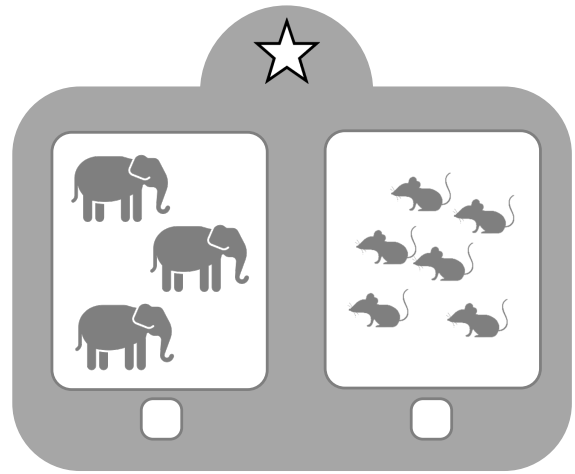
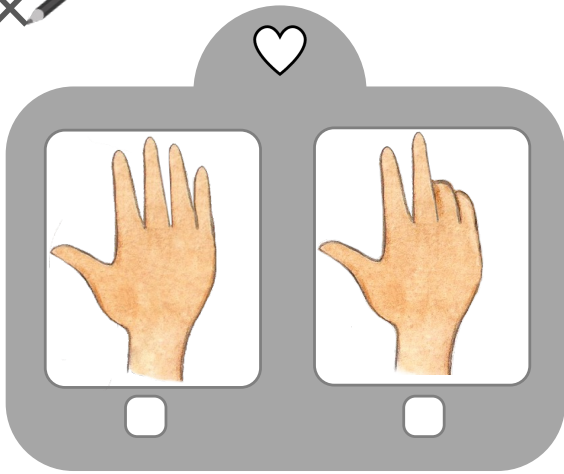
3

6

12

19







♥ 1 2

★ 6 7

🍏 10



♥ 1 2

★ 6 7

🍏 10

